

Specifications

MG50® Patent Pending
Patent Application Number 554148

MG50 Cavity Flashing Sizes			
Pipe and Cable Description		OD	MG50 Hole Dia.
Grey Butylene mains pressure water	15mm	16.5mm	16mm
Electrical conduit	20mm	20.0mm	20mm
	25mm	25.0mm	25mm
	32mm	32.0mm	32mm
Electrical Ducting	20mm	28.0mm	28mm
	40mm	43.0mm	40mm
Electrical Flex	16mm	16.0mm	16mm
	20mm	20.0mm	20mm
	25mm	25.0mm	25mm
	32mm	32.0mm	32mm
PVC Pressure	15mm	21.5mm	21mm
	20mm	28.0mm	28mm
	25mm	33.0mm	33mm
	32mm	43.0mm	43mm
Waste	DN32	36.0mm	36mm
	DN40	43.0mm	43mm
Copper	15mm	15.5mm	15mm
	20mm	21.0mm	21mm
Galv.	22mm	22.0mm	22mm
	27mm	27.0mm	27mm
	34mm	34.0mm	34mm




MG50 Centre Hole Diameters

The MG50 flashings are supplied in packs of 10 with pre-cut holes with adhesive tapes ready for installation.

Order packs to suit your requirements.

Other sizes manufactured on request.

Centre holes are cut to the following standard sizes; 15mm, 16mm, 20mm, 21mm, 22mm, 25mm, 27mm, 28mm, 32mm, 33mm, 34mm, 36mm, 40mm, and 43mm.



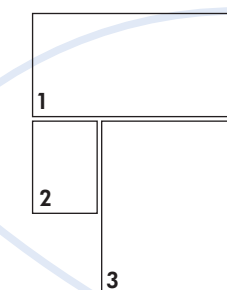
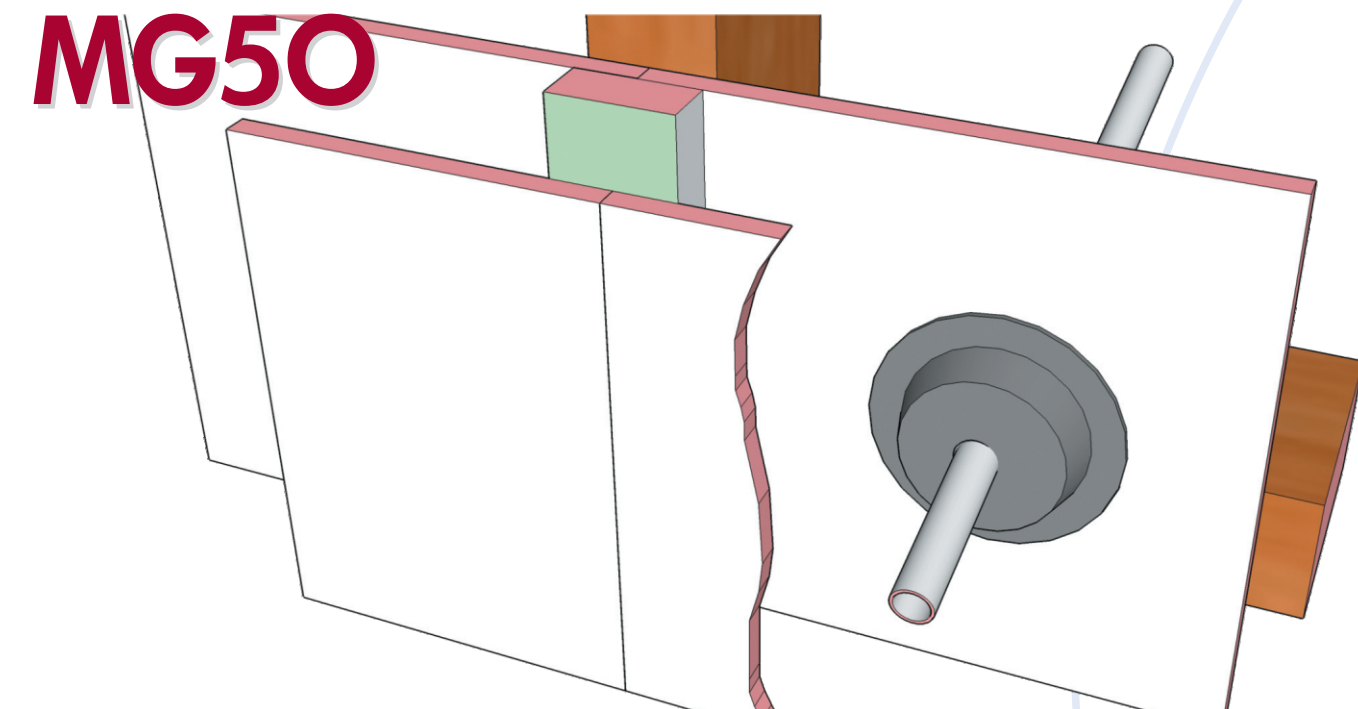
Pipe and Cable Cavity Flashing MG50

VANLUK DESIGN LTD
4C Winston Place
Henderson
Auckland 0610
New Zealand

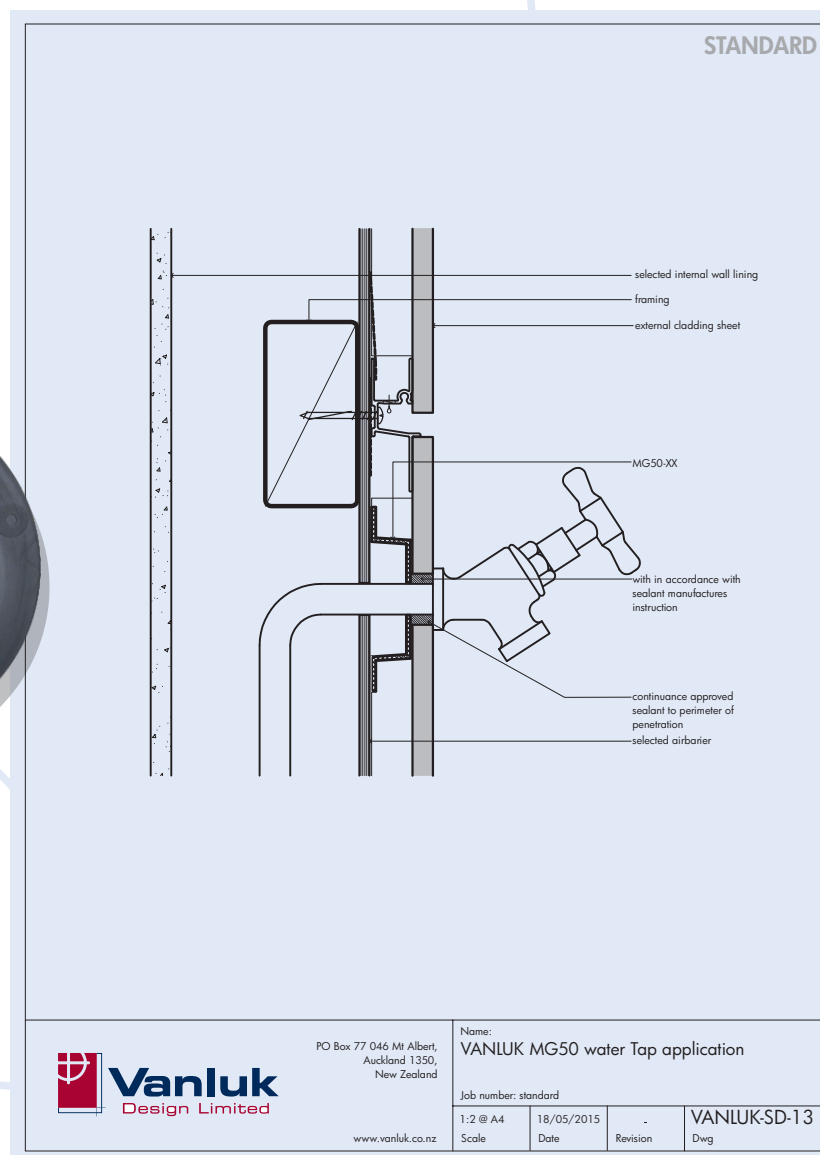
PO Box 80105
Green Bay
Auckland 0643
New Zealand

E-mail: info@vanluk.co.nz
Office: +64 9 280 44 22
John: +64 21 772 800
Felipe: +64 210 827 2885
Mark: +64 22 043 0273
Alex: +64 21 180 8999

MG50



1. Use of the MG50 in use on a typical cavity wall construction.
2. The MG50 forms a tight seal on all pipes, cables and tubing.
3. A full range of technical drawings are available on our website.



PO Box 77 046 Mt Albert,
Auckland 1350,
New Zealand

Name:
VANLUK MG50 water Tap application

Job number: standard

1:2 @ A4	18/05/2015	-	VANLUK-SD-13
Scale	Date	Revision	Dwg

THIS DOCUMENT IS THE PROPERTY OF VANLUK DESIGN LIMITED. IT MUST NOT BE COPIED NOR THE CONTENTS PASSED ONTO ANY THIRD PARTY WITHOUT CONSENT OF THE COMPANY

MG50 Typical Installation Procedure



- 1 Cut a neat hole in RAB or Building Wrap.



- 2 Feed your pipe or cable through the hole and fix to an appropriate stud.



- 3 Select an MG50 with a hole that corresponds to the pipe size, and a die cut Butyl tape ring (supplied).



- 4 Peel waxed paper from one side of the die cut Butyl tape ring.



- 5 Affix the sticky side of the ring to the underside of the MG50 fange.



- 6 Clean and/or prime the RAB/Building wrap surface. Peel waxed paper from the remaining side of the die cut Butyl tape ring.



- 7 Fix the MG50 in place – fange to RAB/Building wrap.



- 8 The hole in the outside cladding sheet should be large enough to apply a seal in accordance with the sealant manufacturer's recommendations.



- 9 A weather tight seal complimenting modern cavity design.

MG50 Pipe and Cable Cavity Flashing

The MG50® by Vanluk Design Limited is an air seal flashing designed for cavity construction to fulfill the need where either a pipe or cable penetrates the air seal, whether the air seal takes the form of either a Rigid Air Barrier (RAB), similar to Eterpan Cement Sheet or a building wrap, to seal between the air seal membrane and the penetration item.

Penetrations through the air seal such as in the case of cavity construction traditionally use foil backed buty tape to create this seal. Penetrations can be used by building services such as pipes and cables which require an air or moisture seal. This is highly dependant on workmanship and skill and does not allow for any later alteration or accidental movement created by impact with the services.

The MG50® provides an improved

flashing and method of installation that ameliorates some of the disadvantages and limitations of the known art.

As seen in the above installation instructions the MG50® is not only easy to install but provides a reasonable solution in creating a uniform air seal.

The most effective flashing solution for pipes, conduits and cables. Easy to install, flexible and suitable for all diameters of pipe and cable.

The integrity of keeping the air seal is paramount in the overall performance of the cavity construction method.

The MG50® is an internal cavity flashing formed from Thermoprene® for pipe, rod and cable penetrations through modern cavity wall systems and maintains the integrity of the air seal

and assists the rain screen in maintaining weather tightness. The air seal can take the form of a Rigid Air Barrier (RAB) or a Building Wrap.

The MG50® provides a simple and effective approach in dealing with penetrations through cavity walls and give systemized, repeatable, method of construction without undue reliance on an individuals skill level. It avoids compromising the integrity of the airseal when a pipe or cable is pulled through a cavity after installation.

A die cut double sided butyl tape is provided with the MG50® so that it can be adhered to the airseal quickly, efficiently and without unnecessary mess or curing times.

Each MG50® is provided with a pre-cut hole to suit a standard range of pipes and cables, with custom holes sizes and shapes available on request.